



TECHNOLOGY PROMOTION ASSOCIATION (THAILAND-JAPAN)
CORPORATE SERVICES 3: EQUIPMENT CALIBRATION AND TESTING SERVICES
534/4 PATTANAKARN ROAD SOI 18, SUANLUANG, SUANLUANG BANGKOK 10250
TEL. 0-2717-3000-27 FAX. 0-2719-9484



Cert. No.: 22TM90

Page.: 1 of 3

Certificate of Calibration

Equipment : BOD Incubator

Manufacturer : Arco

Model : UC4-1320

Serial No. : 13URC4S013201

ID No. : UAE.WAO.015/2561

Submitted by : United Analyst and Engineering Consultant Co.,Ltd.
3 Soi Udomsuk 41, Sukhumvit Road,
Bangchak, Phrakhanong,
Bangkok 10260

Location : Lab Floor 2

Received Order : 17 February 2022

Calibration Date : 17 February 2022

Ambient Temperature : (26 ± 10) °C

Relative Humidity : (50 ± 30) %

Calibrated by : Kunchit Promprat

Approved by :

Malee

Approved Signatory

(☒) Pornthippa Tameyakul

(☒) Malee Butkruea

(☐) Suwit Imjai

Issue Date : 22 February 2022

The Uncertainties are for a confidence probability of approximately 95%

This certificate may not be reproduced other than in full, except with the prior written
Approval of the head of Corporate Services 3 : Equipment Calibration and Testing Services.

เอกสารไม่ควบคุม
A 0038099



Equipment : BOD Incubator
Condition As-Received : Used Item
Reference : 2202-0446OC-1
Procedure Used :-

Cert. No.: 22TM90

Page.: 2 of 3

Calibration were conducted using calibration procedure CP-OT02 according to direct measurement method with Data Acquisition which connected with Resistance Temperature Detector (RTD).

The temperature scale used was based on ITS-90.

Condition of this result of calibration

1. Reference standard instrument:-

<u>Instrument</u>	<u>Model</u>	<u>Serial No.</u>	<u>Cert. No.</u>	<u>Due Date</u>
1) Data Acquisition	34970A	MY44035217	21LM30	23 Dec 2022

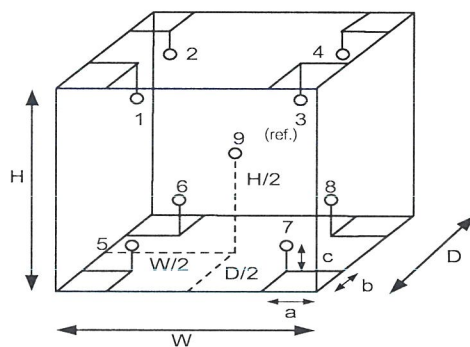
2. This certificate is valid only to the item calibrated on date and place of calibration.

3. This certification is traceable to the International System of Unit.

Result of Calibration :- (*) Without Adjustment

Function of UUC* : Temperature Source

Fresh air setting : Not Available



Environment during calibration		
	Beginning	Finished
Temp. (°C)	28	28
REL.Humid. (%)	68	75
AC Supply (Volt)	226	226

Probe Installation Details :

a = 10 cm
b = 10 cm
c = 10 cm

Dimension of Chamber :

D = 0.62 m
W = 1.2 m
H = 1.2 m
Capacity = 0.89 m³

Position :	Ref. Std. ID No.:
1	18-10RTD-01
2	18-10RTD-02
3	18-10RTD-03
4	18-10RTD-04
5	18-10RTD-05
6	22-10RTD-10
7	18-10RTD-07
8	18-10RTD-08
9 (ref.)	18-10RTD-09

Mlu.

เอกสารไม่ควบคุม
a 1096042



Equipment : BOD Incubator
Condition As-Received : Used Item
Reference : 2202-0446OC-1
Result of Calibration :- (*) Without Adjustment
Function of UUC* : Temperature Source
Fresh air setting : Not Available

Cert. No.: 22TM90

Page.: 3 of 3

Calibration Point (°C)	UUC* Setting (°C)	UUC* Reading (°C)	Temperature stability (± °C)	Temperature uniformity (°C)	Overall Variation (°C)	Uncertainty (± °C)	Coverage Factor <i>k</i>
20.0	19.5	19.4	0.30	0.58	1.0	0.55	2

Calibration Point (°C)	Measured Temperature (°C)								
	Position								
	1	2	3	4	5	6	7	8	9 (ref.)
20.0	20.154	20.013	20.356	19.939	19.834	19.761	19.817	19.824	19.922

Average* : The average of 30 values in each position.

Temperature stability : One-half of the greatest maximum difference of measured temperature at any one sensor.

Temperature uniformity : The maximum difference of measured temperatures at any sensors and the measured temperature at the reference location which are observed at the same time or at as close an observation time as possible to determine the temperature pattern or homogeneity within the chamber under steady-state conditions.

Overall Variation : The Difference of the maximum and minimum measured temperatures throughout observation.

UUC* : Unit Under Calibration

Note : The reported uncertainty of measurement was included stability and excluded uniformity .

The reported uncertainty of measurement was based on a standard uncertainty multiplied by a coverage factor *k*, providing a level of confidence of approximately 95 %.

-o0o-

Wala .

เอกสารไม่ควบคุม
a 1096041



TECHNOLOGY PROMOTION ASSOCIATION (THAILAND-JAPAN)
CORPORATE SERVICES 3: EQUIPMENT CALIBRATION AND TESTING SERVICES
534/4 PATTANAKARN ROAD SOI 18, SUANLUANG, SUANLUANG BANGKOK 10250
TEL. 0-2717-3000-27 FAX. 0-2719-9484



Cert. No.: 21TM1406

Page.: 1 of 3

Certificate of Calibration

Equipment : BOD Incubator

Manufacturer : Arco

Model : UC4-1320

Serial No. : -

ID No. : UAE.WAO.018/2559

Submitted by : United Analyst and Engineering Consultant Co.,Ltd.
3 Soi Udomsuk 41, Sukhumvit Road,
Bangchak, Phrakhanong,
Bangkok 10260

Location : Lab Floor 2

Received Order : 17 August 2021

Calibration Date : 17 August 2021

Ambient Temperature : (26 ± 10) °C

Relative Humidity : (50 ± 30) %

Calibrated by : Khit Ruttanaprapachai

Approved by :


Approved Signatory

- () Pornthippa Tameyakul
(☒) Malee Butkruea
() Suwit Imjai

Issue Date : 1 September 2021

The Uncertainties are for a confidence probability of approximately 95%

This certificate may not be reproduced other than in full, except with the prior written
Approval of the head of Corporate Services 3 : Equipment Calibration and Testing Services.

เอกสารไม่ควบคุม
A 0031568



Equipment : BOD Incubator
Condition As-Received : Used Item
Reference : 2108-0364OC-2

Cert. No.: 21TM1406

Page.: 2 of 3

Procedure Used :-

Calibration were conducted using calibration procedure CP-OT02 according to direct measurement method with Data Acquisition which connected with Resistance Temperature Detector (RTD).

The temperature scale used was based on ITS-90.

Condition of this result of calibration

1. Reference standard instrument:-

Instrument	Model	Serial No.	Cert. No.	Due Date
1) Data Acquisition	34970A	MY41021843	21LM2	18 Feb 2022

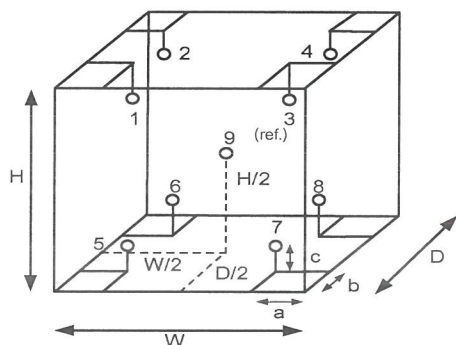
2. This certificate is valid only to the item calibrated on date and place of calibration.

3. This certification is traceable to the International System of Unit.

Result of Calibration :- (*) Without Adjustment

Function of UUC* : Temperature Source

Fresh air setting : Not Available



Environment during calibration		
	Beginning	Finished
Temp. (°C)	28	29
REL.Humid. (%)	52	55
AC Supply (Volt)	220	221

Position :	Ref. Std. ID No.:
1	21-04RTD-11
2	21-04RTD-12
3	21-04RTD-13
4	21-04RTD-14
5	21-04RTD-15
6	21-04RTD-16
7	21-04RTD-17
8	21-04RTD-18
9 (ref.)	21-04RTD-19

Probe Installation Details :

a = 10 cm
b = 10 cm
c = 10 cm

Dimension of Chamber :

D = 0.53 m
W = 1.2 m
H = 1.2 m
Capacity = 0.76 m³

Malu .

เอกสารไม่ควบคุม
a 1069644



Equipment : BOD Incubator
Condition As-Received : Used Item
Reference : 2108-0364OC-2
Result of Calibration :- (*) Without Adjustment
Function of UUC* : Temperature Source
Fresh air setting : Not Available

Cert. No.: 21TM1406

Page.: 3 of 3

Calibration Point (°C)	UUC* Setting (°C)	UUC* Reading (°C)	Temperature stability (± °C)	Temperature uniformity (°C)	Overall Variation (°C)	Uncertainty (± °C)	Coverage Factor <i>k</i>
20.0	19.8	19.7	0.37	0.50	1.1	0.62	2

Calibration Point (°C)	Measured Temperature (°C)								
	Position								
	1	2	3	4	5	6	7	8	9 (ref.)
20.0	20.040	19.742	20.203	19.762	19.784	19.819	19.764	19.797	19.787

Average* : The average of 30 values in each position.

Temperature stability : One-half of the greatest maximum difference of measured temperature at any one sensor.

Temperature uniformity : The maximum difference of measured temperatures at any sensors and the measured temperature at the reference location which are observed at the same time or at as close an observation time as possible to determine the temperature pattern or homogeneity within the chamber under steady-state conditions.

Overall Variation : The Difference of the maximum and minimum measured temperatures throughout observation.

UUC* : Unit Under Calibration

Note : The reported uncertainty of measurement was included stability and excluded uniformity .

The reported uncertainty of measurement was based on a standard uncertainty multiplied by a coverage factor *k*, providing a level of confidence of approximately 95 %.

-o0o-

Malu .

เอกสารไม่ควบคุม
a 1069643



TECHNOLOGY PROMOTION ASSOCIATION (THAILAND-JAPAN)
CORPORATE SERVICES 3: EQUIPMENT CALIBRATION AND TESTING SERVICES
534/4 PATTANAKARN ROAD SOI 18, SUANLUANG, SUANLUANG BANGKOK 10250
TEL. 0-2717-3000-27 FAX. 0-2719-9484



Cert.No.: 22MM210
Page.: 1 of 3

Certificate of Calibration

Equipment : Electronic Balance

Manufacturer : Mettler Toledo

Model : XSR205

Serial No. : C009071872


ID No. : UAE.WAO.012/2563

Submitted by : United Analyst and Engineering Consultant Co.,Ltd.
3 Soi Udomsuk 41, Sukhumvit Road,
Bangchak, Phakhanong,
Bangkok 10260

Location : Balance Room

Received order : 26 April 2022
Calibration Date : 26 April 2022
Ambient Temperature : 15 °C to 40 °C
Relative Humidity : 30 % to 90 %

Calibrated by : Kunchit Promprat

Approved by : 
Approved Signatory

() Pornthippa Tameyakul
(☒) Malee Butkruea
() Suwit Imjai

Issue Date : 29 April 2022

The Uncertainties are for a confidence probability of approximately 95%

This certificate may not be reproduced other than in full, except with the prior written
Approval of the head of Corporate Services 3 : Equipment Calibration and Testing Services.

เอกสารไม่ควบคุม
0049716



Equipment : Electronic Balance
Condition As-Received : Used Item
Reference : 2204-0542OC-1

Cert.No.: 22MM210
Page: 2 of 3

Procedure used :-

Calibration were conducted using in-house calibration procedure CP-OB01 according to direct measurement method against standard weight.

Condition of this result of calibration

1. Reference standard instruments:-

<u>Instruments</u>	<u>Model</u>	<u>Serial No.</u>	<u>ID No.</u>	<u>Test report No.</u>	<u>Due date</u>
1) Standard Weight Set (E2)	15884	-	70RC138	MM-0009-21	3 Feb 2023

2. This certificate is valid only to the item calibrated on date and place of calibration.
3. This result of calibration was made on requested at the point specified by customer.
4. This certificate is not certified for any commercial transaction.
5. This certification is traceable to the International System of Unit.

Result of calibration () Without Adjustment (*) After Adjustment by Internal Calibration

Range capacity :	0 g to 81 g	Resolution	0.00001 g
	81 g to 220 g	Resolution	0.0001 g

Before Adjustment :

<u>Applied Weight</u>	<u>Balance Reading</u>	<u>Correction</u>	<u>Measurement Uncertainty</u>	<u>Coverage Factor</u>
(g)	(g)	(g)	(\pm mg)	(k)
80	80.00004	-0.00004	0.15	2.00
200	199.9999	+0.0001	0.35	2.00

After Adjustment :

1. Determination of the standard deviation of weighing machine (n = 10)

<u>Applied Weight</u>	<u>Standard Deviation of Reading (g)</u>
(g)	
80	0.000008
200	0.00005

Malu .



Equipment : Electronic Balance
Condition As-Received : Used Item
Reference : 2204-0542OC-1

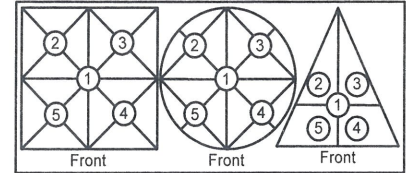
Cert.No.: 22MM210

Page: 3 of 3

Result of calibration

2. Effect of off center loading

A mass of 100 g was placed to various position on the pan.
The weighing machine reading error obtained is given in the table



Maximum difference between
off-center and central loading
(g)
0.0002

Position 1 (g)	Position 2 (g)	Position 3 (g)	Position 4 (g)	Position 5 (g)
-0.0002	-0.0001	0.0000	-0.0002	-0.0002

3. Departure from nominal value

Applied Weight (g)	Balance Reading (g)	Correction (g)	Measurement Uncertainty (± mg)	Coverage Factor (k)
Unload	0.00000	0.00000	0.016	2.13
0.05	0.05001	-0.00001	0.016	2.13
0.1	0.10001	-0.00001	0.017	2.11
1	1.00002	-0.00002	0.019	2.05
5	5.00003	-0.00003	0.026	2.00
20	20.00008	-0.00008	0.049	2.00
50	50.00010	-0.00010	0.080	2.00
80	80.00014	-0.00014	0.15	2.00
100	100.0001	-0.0001	0.21	2.00
150	150.0001	-0.0001	0.29	2.00
200	200.0001	-0.0001	0.35	2.00

The reported uncertainty of measurement was based on a standard uncertainty multiplied by a coverage factor k , providing a level of confidence of approximately 95 %.

-o0o-

Maku.



TECHNOLOGY PROMOTION ASSOCIATION (THAILAND-JAPAN)
CORPORATE SERVICES 3: EQUIPMENT CALIBRATION AND TESTING SERVICES
534/4 PATTANAKARN ROAD SOI 18, SUANLUANG, SUANLUANG BANGKOK 10250
TEL. 0-2717-3000-27 FAX. 0-2719-9484



Cert. No.: 21TM1876

Page.: 1 of 3

Certificate of Calibration

Equipment : Hot Air Oven

Manufacturer : Memmert

Model : UF 55

Serial No. : B216.1666

ID No. : UAE.WAO.027/2559

Submitted by : United Analyst and Engineering Consultant Co.,Ltd.
3 Soi Udomsuk 41, Sukhumvit Road,
Bangchak, Phrakhanong,
Bangkok 10260

Location : Lab Floor 2

Received Order : 29 October 2021

Calibration Date : 29 October 2021

Ambient Temperature : (26 ± 10) °C

Relative Humidity : (50 ± 30) %

Calibrated by : Kunchit Promprat

Approved by :

Approved Signatory

- (☒) Pornthippa Tameyakul
(☒) Malee Butkruea
(☐) Suwit Imjai

Issue Date : 4 November 2021

The Uncertainties are for a confidence probability of approximately 95%

This certificate may not be reproduced other than in full, except with the prior written
Approval of the head of Corporate Services 3 : Equipment Calibration and Testing Services.

เอกสารไม่ควบคุม



Equipment : Hot Air Oven
Condition As-Received : Used Item
Reference : 2110-0701OC-1

Cert. No.: 21TM1876
Page.: 2 of 3

Procedure Used :-

Calibration were conducted using calibration procedure CP-OT02 according to direct measurement method with Data Acquisition which connected with Resistance Temperature Detector (RTD) and Thermocouple Type T.

The temperature scale used was based on ITS-90.

Condition of this result of calibration

1. Reference standard instrument:-

<u>Instrument</u>	<u>Model</u>	<u>Serial No.</u>	<u>Cert. No.</u>	<u>Due Date</u>
1) Data Acquisition	34970A	MY44067817	21LM10	20 Jul 2022

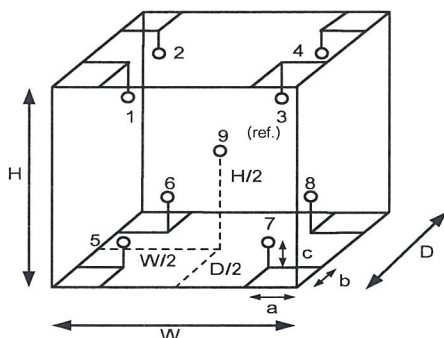
2. This certificate is valid only to the item calibrated on date and place of calibration.

3. This certification is traceable to the International System of Unit.

Result of Calibration :- (*) Without Adjustment

Function of UUC* : Temperature Source

Fresh air setting : Close



Environment during calibration		
	Beginning	Finished
Temp. (°C)	28	28
REL.Humid. (%)	56	55
AC Supply (Volt)	230	230

Probe Installation Details :			Dimension of Chamber :		
a =	5.0	cm	D =	0.33	m
b =	5.0	cm	W =	0.40	m
c =	5.0	cm	H =	0.40	m
Capacity =			0.053		m ³

Ref. Std. ID No.: @ Calibration Point		
Position :	(140, 180) °C	(104) °C
1	21-15TC-01	15RTD2/11
2	21-15TC-02	15RTD2/12
3	21-15TC-03	15RTD2/13
4	21-15TC-04	15RTD2/14
5	21-15TC-05	15RTD2/15
6	21-15TC-06	15RTD2/20
7	21-15TC-07	15RTD2/17
8	21-15TC-08	15RTD2/18
9 (ref.)	21-15TC-09	15RTD2/19

Malu.

เอกสารไม่ควบคุม



Equipment : Hot Air Oven
Condition As-Received : Used Item
Reference : 2110-0701OC-1
Result of Calibration :- (*) Without Adjustment
Function of UUC* : Temperature Source
Fresh air setting : Close

Cert. No.: 21TM1876
Page.: 3 of 3

Calibration Point (°C)	UUC* Setting (°C)	UUC* Reading (°C)	Temperature stability (± °C)	Temperature uniformity (°C)	Overall Variation (°C)	Uncertainty (± °C)	Coverage Factor <i>k</i>
104.0	104.0	104.0	0.11	0.52	0.72	0.42	2
140.0	140.0	140.0	0.25	1.1	1.4	1.1	2
180.0	180.0	180.0	0.18	0.87	1.2	1.1	2

Calibration Point (°C)	Measured Temperature (°C)								
	Position								
	1	2	3	4	5	6	7	8	9 (ref.)
104.0	103.852	103.978	104.382	104.323	103.776	104.015	104.312	104.196	103.907
140.0	140.309	140.730	140.426	140.270	139.531	139.666	140.067	139.895	139.750
180.0	180.598	180.339	180.755	180.619	179.716	179.829	180.204	180.365	179.975

Average* : The average of 30 values in each position.

Temperature stability : One-half of the greatest maximum difference of measured temperature at any one sensor.

Temperature uniformity : The maximum difference of measured temperatures at any sensors and the measured temperature at the reference location which are observed at the same time or at as close an observation time as possible to determine the temperature pattern or homogeneity within the chamber under steady-state conditions.

Overall Variation : The Difference of the maximum and minimum measured temperatures throughout observation.

UUC* : Unit Under Calibration

Note : The reported uncertainty of measurement was included stability and excluded uniformity .

The reported uncertainty of measurement was based on a standard uncertainty multiplied by a coverage factor *k*, providing a level of confidence of approximately 95 %.

-o0o-

Malu

เอกสารไม่ควบคุม

Verification Certificate

Page 1 of 4

Certificate No.: 2202361-001-01
Client name: UNITED ANALYST AND ENGINEERING CONSULTANT CO., LTD.
Address: 3 Soi Udomsuk 41, Sukhumvit Road,
Bangchack, Prakanong, Bangkok 10260

Equipment: HEATING BLOCK DIGESTION

Manufacturer: FOSS

Model: 2520

Serial No.: 91794469

ID No.: UAE.WAS.011/2560


Order No.: 2202361

Operation No.: 2202361-001

Date of Receipt: 4 April 2022

Date of Calibration: 4-6 April 2022

Calibrated by Mr.Nuttapol Niyomchat
Specialist

Approved by 
(Mr.Pheraphat Tuanjit)

Manager, Division of Calibration Laboratory

Date of Issue: 11 April 2022

Responsible for the Technical Management Team

The uncertainties are for a confidence probability of approximately 95 %.

This Certificate is issued in accordance with the conditions of accreditation granted by the Thai Laboratory Accreditation scheme which has assessed the measurement capability of the laboratory and its traceability to recognized national standards and to the units of measurement realized at the corresponding national standards laboratory. This certificate may not be reproduced other than in full except with the prior written approval of the National Food Institute.

Verification Report

Certificate No.: 2202361-001-01
Equipment: HEATING BLOCK DIGESTION
Model: 2520 Serial No.: 91794469
Resolution: 1 °C ID No.: UAE.WAS.011/2560
Manufacturer: FOSS
Date of Calibration: 4-6 April 2022

Page 2 of 4

Location: Laboratory Room, NATIONAL FOOD INSTITUTE
Environment Condition: Ambient Temperature (25 ± 3) °C
Relative Humidity (55 ± 15) %
Line Voltage (220 ± 10) Volt

Condition of this results of Calibration:

- This instrument was calibrated by insert standard thermocouples type R into its heating block digestion and compared to temperature obtained from reference standards thermometer at calibrated point.
 - The temperature scale used was based on ITS - 90 .
 - All data show below were final values and the initial data may be obtained upon request.
- Reference Standard Instrument :

Instrument	Model	Serial No.	Certificate No.	Due Date	Through
Digital Thermometer with Thermocouple	34970A/34901A	MY44045576/MY41194453	TC21/0041	24-Apr-2022	N.M. Technical Center Laboratory
	Type R	TC#101-103 / CH#101-103			

- This certificate is traceable to international system of units (SI Units).
- This certificate was certified only for the instrument we calibrated.
- This result of calibration was found accurate as shown on date and place of calibration only.
- Condition of Calibrated item : Good

UUC* Description

Time of Record - Hour 30 Minute At 380 °C

7. Result of Calibration : ☒ Without adjustment ☐ After adjustment

Verification Report

Certificate No.: 2202361-001-01
Equipment: HEATING BLOCK DIGESTION
 Model: 2520 Serial No.: 91794469
 Resolution: 1 °C ID No.: UAE.WAS.011/2560
 Manufacturer: FOSS

Date of Calibration: 4-6 April 2022

Page 3 of 4

Calibration point: 380 °C

Calibration result:

Reporting of Temperature

Block No.	UUC* Setting (°C)	UUC* Reading (°C)	Stability (±°C)	Standard Thermometer (°C)	Uncertainty (±°C)
1	380	380	0.13	376.48	1.5
2	380	380	0.12	376.58	1.5
3	380	380	0.12	376.51	1.5
4	380	380	0.14	376.70	1.6
5	380	380	0.18	376.81	1.6
6	380	380	0.12	377.23	1.6
7	380	380	0.12	377.37	1.5
8	380	380	0.13	376.68	1.5
9	380	380	0.14	376.72	1.5
10	380	380	0.18	378.97	1.6
11	380	380	0.25	378.79	1.6
12	380	380	0.11	377.14	1.6
13	380	380	0.19	379.65	1.6
14	380	380	0.16	379.61	1.6
15	380	380	0.16	378.66	1.6
16	380	380	0.15	379.18	1.6
17	380	380	0.23	377.39	1.6
18	380	380	0.11	377.71	1.6
19	380	380	0.22	376.64	1.6
20	380	380	0.16	376.56	1.6

Note:

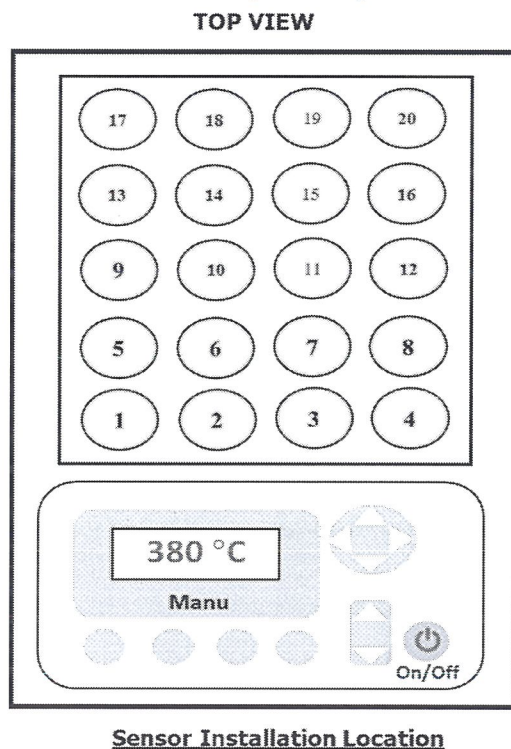
- UUC* = Unit Under Calibration
- Immersion depth of standard thermometer in tube level high of sand is equal heater plate of UUC.
- Stability = One-half of the greatest maximum difference of measured temperatures at one sensors, for at least half an hour after reaching steady state.

Verification Report

Certificate No.: 2202361-001-01
Equipment: HEATING BLOCK DIGESTION
Model: 2520 Serial No.: 91794469
Resolution: 1 °C ID No.: UAE.WAS.011/2560
Manufacturer: FOSS
Date of Calibration: 4-6 April 2022
Calibration point: 380 °C
Calibration result: Continued

Page 4 of 4

Figure 1. Location of Reference Standard and Block Diagram of Digestion Unit



Note:

- UUC* = Unit Under Calibration
- Immersion depth of standard thermometer in tube level high of sand is equal heater plate of UUC.
- Stability = One-half of the greatest maximum difference of measured temperatures at one sensors, for at least half an hour after reaching steady state.

The report uncertainty of measurement was based on standard uncertainty multiplied by coverage factor $k=2$, providing a level of confidence of approximately 95 %.

----- End -----

FOSS

Customer Service Report

FOSS South East Asia

3388 Sirinrat Building, 25th – 26th Floor, Unit No. 3388/90,
Rama IV Road, Klongton , Klongtoey, Bangkok, Thailand 10110

Report No:

5874

Date:

30/11/21

Customer:

UAE

Instrument:

KT200

Address:

41 ซ.พหลโยธิน
250000 แขวงจตุจักร เขตจตุจักร 10260

Serial:

91790529

Hours

Travel To Customer

Start

8.00

Finish

9.00

1

Labour

9.00

14.00

Travel From Customer

14.00

15.00

1

Job Type

Application	Special	Standard
Normal	Courtesy Visit	Installation
Distributor	PMA Onboarding	Quote
Internal	Warranty	Repair
Digital Service	Sales Support	Remote
		Training
		In House
		PM
		Other

PO/Quote Number:

if applicable

PMA Type

Foss come Pro

Contract No.

if applicable

Details of Work / Test

Condition / Status

- Check Instrument	OK
- 62/006 PM kit for kt200	Pass
- 62/006 Safety Valve	Pass
- 62/006 Rubber Grommet	Pass
- 62/006 Seal	Pass
- 62/006 Heating element	Pass
- 62/006 New panel PCB	Pass
- 62/006 Safety door complete	Pass
- Clean & lubricant	Pass
- Check leakaged	Pass
- Check volum Alkali set 30ml for 28ml	
Instrument Ready for Use	OK
Not OK	If not OK - Comment

Part No:	Batch	Description	Qty
10009965	11235-983	Foss PM kit kt200	1
1575-0024	29.07.21	Safety Valve	1
15490025	09.11.20	Rubber Grommet for Heating	2
100035-12	02.08.21	Heating Element	1
10002762	16.11.20	Seal	1
60094273	19.07.20	kt200 new panel PCB	1
10009385	22.04.21	Safety door complete	1

I confirm this report is accurate and complete

Signed FOSS

Signed Customer

Name

Name

Would you be willing to participate in a brief survey in order to tell us how we performed?

Email

เอกสารไม่ควบคุม

FOSS Preventive Maintenance Protocol

Customer : UAE

Instrument	Kjeltec™ 2100 = <i>kjeltec 200</i>	
Recommended PM interval (whichever occurs first between interval and no. of samples analysed)	12 months	No. of samples analysed (if applicable):
Preventive maintenance kit (P/N)	10009965	<i>S/N 91790524</i>

Introduction

A maintenance protocol provides systematic and functional means of maintaining a specific instrument type. The recommended PM interval depends on the operational conditions and is based on our extensive experience and knowledge of manufacturing and maintaining analytical instruments.

Apart from sample throughput, the environmental conditions also need to be considered. A demanding environment, such as high ambient temperature, humidity, dirtiness etc can measurably shorten component lifetime and also the maintenance and component replacement intervals.

NOTE!

The content of this protocol is subject to change over time. In order to safeguard that you obtain the correct parts, please make sure to indicate serial no and date of installation when contacting your FOSS representative.

Dedicated Analytical Solutions

FOSS Analytical A/S
69 Slangerupgate
DK-3400 Hillerød
Denmark

Tel +45 7010 3370
Fax +45 7010 3371
E-mail support@foss.dk
Web www.foss.dk

FOSS Analytical AB
Box 70
SE-263 21 Höganäs
Sweden

Tel +46 42 361500
Fax +46 42 340349
E-mail support@foss.dk
Web www.foss.dk

Maintenance Procedure

Exchange of Parts and Cleaning

Step	Action	Part	P/N	OK
1	Replace	Adapter for dig. tube 250 ml	1000 0056	<input type="checkbox"/>
2	Replace	Non return valve	1000 3538	<input type="checkbox"/>
3	Replace valves in alkali pump	Valve kit reagent/water pump	1575 0093	<input type="checkbox"/>
4	Replace steam tubing	Silicone tubing 8/12 mm	1582 0006	<input type="checkbox"/>
5	Replace alkali tubing	Tubing reinforced for alkali	1582 0011	<input type="checkbox"/>
6	Replace water tubing	Tubing PVC 8/11 mm	1582 0004	<input type="checkbox"/>
7	Cleaning	Steam generator		<input type="checkbox"/>
8	Cleaning	Splash head		<input type="checkbox"/>

Check and Adjustments

Step	Action	Module	Measured	Limits	OK
1	Check alkali volume, 10 ml/stroke	Alkali pump	98	At 50 ml -0/+3 ml	<input checked="" type="checkbox"/>
2	Check distillation volume		120 ml	100 – 150 ml/4 min	<input checked="" type="checkbox"/>
3	Check front panel switches				<input checked="" type="checkbox"/>
4	Check cables and electrical connections				<input checked="" type="checkbox"/>
5	Check level pins in steam generator				<input checked="" type="checkbox"/>
6	Check safety door switch				<input checked="" type="checkbox"/>

Calibration Certificate

Certificate No.: 2103270-001-01
Client name: UNITED ANALYST AND ENGINEERING CONSULTANT CO.,LTD.
Address: 3 Soi Udomsuk 41, Sukhumvit Road,
Bangchack, Prakanong, Bangkok 10260

Page 1 of 3

Equipment: Electronic Balance
Manufacturer: Mettler Toledo
Model: AB204-S/FACT
Serial No.: 1129361010
ID No.: UAE.WAS.002/2552
Order No.: 2103270
Operation No.: 2103270-001
Date of Receipt: 11 June 2021
Date of Calibration: 11 June 2021

Calibrated by Mr.Yothin Charoensuk
Scientist

Approved by 
(Mr.Pheraphat Tuanjit)
Manager, Division of Calibration Laboratory

Date of Issue: 15 June 2021

Responsible for the Technical Management Team

The uncertainties are for a confidence probability of approximately 95%

This Certificate is issued in accordance with the conditions of accreditation granted by the Thai Laboratory Accreditation Scheme which has assessed the measurement capability of the laboratory and its traceability to recognized national standards and to the units of measurement realized at the corresponding national standards laboratory. This certificate may not be reproduced other than in full except with the prior written approval of the National Food Institute.

Calibration Report

Certificate No.: 2103270-001-01

Equipment: Electronic Balance

Model: AB204-S/FACT

Serial No.: 1129361010

Capacity: 220 g

Manufacturer: Mettler Toledo

Resolution: 0.0001 g

ID No.: UAE.WAS.002/2552

Date of Calibration: 11 June 2021

Page 2 of 3

Environment Condition: Ambient Temperature: 21.1 ± 0.4 °C Relative Humidity: 48 ± 4 %

Place of Calibration: Laboratory, united analyst and engineering consultant co.,ltd.

Condition of Equipment: Good Condition

Condition of This Results of Calibration:

1. Calibration Method: NFI Method W-MA-001 In-House Method Based on UKAS LAB 14 Calibration of Weighing Machines : 2006

2. Reference Standards:

Reference Standard	Model	Serial No.	Calibrated By	Certificate No.	Due Date
Standard Weight Class E2	1mg to 200g	B505567572	TCS	M20040405	20 April 2022

Instrument	Model	Serial No.	Calibrated By	Certificate No.	Due Date
Thermo-Hygro Meter	PONPE 490	NFI.BTH 004/18	Quality Reborn	QR21-0300	15 February 2022

3. This certification is traceable to SI UNIT

4. This certificate was certified only for the instrument we calibrated.

5. This result of calibration was found accurate as shown on date and place of calibration only.

Calibration Results:

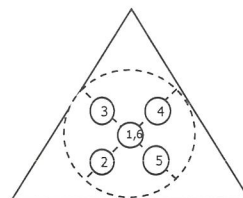
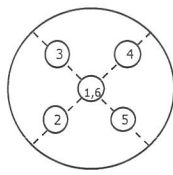
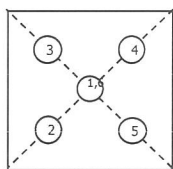
1. Repeatability of Reading:

Nominal Value (g)	Standard Deviation of Reading (g)
100	0.000067
200	0.000057

2. Off-Center Error:

A mass of 50 g was placed and moved to various position on pan.

The balance reading obtained is given in the table.



1	2	3	4	5	6	(Maximum Difference)
(g)	(g)	(g)	(g)	(g)	(g)	(g)
50.0000	49.9999	49.9999	50.0000	50.0000	50.0000	0.0001

Calibration Report

Certificate No.: 2103270-001-01

Equipment:

Electronic Balance

Manufacturer: Mettler Toledo

Model: AB204-S/FACT

Resolution: 0.0001 g

Serial No.: 1129361010

ID No.: UAE.WAS.002/2552

Capacity: 220 g

Date of Calibration: 11 June 2021

Page 3 of 3

Calibration Results: (Continued)

Calibration Range: 0-200 g

Calibration Adjustment: Internal Calibration

3. Departure from Nominal Value:

Nominal Value (g)	Standard Value (g)	Average Reading (g)	Correction (g)	Uncertainty (± g)	Coverage Factor <i>k</i>
Unload	0.00000	0.0000	0.0000	0.000092	2.00
0.01	0.01000	0.0100	0.0000	0.000092	2.00
0.05	0.05000	0.0500	0.0000	0.000092	2.00
0.1	0.10001	0.1000	0.0000	0.000093	2.00
0.2	0.20001	0.2001	-0.0001	0.000093	2.00
0.5	0.50001	0.5000	0.0000	0.000093	2.00
1	1.00001	1.0000	0.0000	0.000093	2.00
2	2.00002	2.0001	-0.0001	0.000093	2.00
5	5.00002	4.9999	0.0001	0.000094	2.00
10	10.00001	9.9999	0.0001	0.000096	2.00
20	20.00003	20.0000	0.0000	0.00010	2.00
50	50.00004	50.0000	0.0000	0.00012	2.00
70	70.00007	70.0000	0.0001	0.00014	2.00
100	100.00009	100.0000	0.0001	0.00016	2.00
150	150.00013	150.0000	0.0001	0.00021	2.00
200	200.00016	200.0001	0.0001	0.00028	2.00


The reported uncertainty of measurement was based on a standard uncertainty multiplied by a coverage factor *k*, providing a level of confidence of approximately 95 %.

----- End -----

CERTIFICATE OF CALIBRATION

Certificate No. : SP22-007

Page 1 of 5

Customer : United Analyst and Engineering Consultant Co.,Ltd. (Head Office)**Address :** 3 Soi Udomsuk 41, Sukhumvit Road, Bangchak, Phrakhanong,
Bangkok 10260**Location of calibration :** Laboratory 315**Equipment :** UV-Vis Spectrophotometer**Manufacturer :** Hitachi**Model :** U-1900**Serial No. :** 2021-064**ID No. :** UAE.WAS.006/2552**Received Date :** 20 January 2022**Calibration Date :** 20 January 2022**Issue Date :** 24 January 2022**Condition Instrument :** Good**Calibrated by :**

(Mr.Tanawut Rittidach)

Technical Manager

Approved by :

(Ms. Chonthicha Sangngern)

Quality Manager

The calibration result is applied only to the above calibrated item and was found accurate as shown on date and place of calibration only.

The measurement capability of the laboratory and its traceability to recognized national standards and to the unit of measurement realized at the corresponding national standards laboratory. This certificate may not be reproduced other than in full except with the prior written approval of the DQE Services Co., Ltd.

REPORT OF CALIBRATION

Certificate No. : SP22-007

Page 2 of 5

Environment Condition : Ambient Temperature 25 ± 5 °CRelative humidity 55 ± 20 %RH**Calibration method :** In-house method CP-01 Based on ASTM E275-08**Certified Reference Materials :**

Material	Serial No.	Certificate No.	Due date
Absorbance Standard set	25760	95935	22 October 2023
Absorbance Standard set	25757	95929	22 October 2023
Wavelength Standard set	25806	95916	22 October 2023
Wavelength Standard set	25758	95915	22 October 2023

Traceability This certification is traceable to the International System of Unit maintained at National -

Institute of Standards and Technology (NIST) through Starna Scientific Limited

Spectral Band Width of UUC : 4.0 nm.**Scan Speed of UUC :** 200 nm/min**Scan Interval of UUC :** 0.1 nm.**Resolution of UUC:** Photometric 0.001 Abs.

Wavelength 0.1 nm.

REPORT OF CALIBRATION

Certificate No. : SP22-007

Page 3 of 5

Calibration Results : Without adjustment

Photometric Accuracy :

Wavelength (nm.)	CRMs Values (Abs)	UUC Reading (Abs)	Correction (Abs)	Uncertainty (Abs)	Coverage factor <i>k</i>
420	0.0000	0.000	0.0000	0.0028	2.00
	0.5787	0.577	0.0017	0.0031	2.00
	1.0490	1.050	-0.0010	0.0029	2.00
	2.1900	2.183	0.0070	0.0080	2.00
440	0.0000	0.000	0.0000	0.0028	2.00
	0.5607	0.560	0.0007	0.0034	2.00
	1.0247	1.023	0.0017	0.0035	2.00
	2.1229	2.118	0.0049	0.0079	2.00
465	0.0000	0.000	0.0000	0.0028	2.00
	0.5236	0.521	0.0026	0.0030	2.00
	0.9634	0.963	0.0004	0.0029	2.00
	1.9763	1.974	0.0023	0.0070	2.00
546.1	0.0000	0.000	0.0000	0.0028	2.00
	0.5191	0.518	0.0011	0.0031	2.00
	1.0003	1.000	0.0003	0.0033	2.00
	1.9987	1.996	0.0027	0.0084	2.00
590	0.0000	0.000	0.0000	0.0028	2.00
	0.5523	0.552	0.0003	0.0030	2.00
	1.0809	1.082	-0.0011	0.0030	2.00
	2.0391	2.033	0.0061	0.0079	2.00
635	0.0000	0.000	0.0000	0.0028	2.00
	0.5601	0.562	-0.0019	0.0031	2.00
	1.0512	1.052	-0.0008	0.0030	2.00
	1.9294	1.925	0.0044	0.0079	2.00

REPORT OF CALIBRATION

Certificate No. : SP22-007

Page 4 of 5

Photometric Accuracy :

Wavelength (nm.)	CRMs Values (Abs)	UUC Reading (Abs)	Correction (Abs)	Uncertainty (Abs)	Coverage factor <i>k</i>
235	0.0000	0.000	0.0000	0.0050	2.00
	0.7478	0.746	0.0018	0.0057	2.00
257	0.0000	0.000	0.0000	0.0050	2.00
	0.8686	0.861	0.0076	0.0059	2.00
313	0.0000	0.000	0.0000	0.0050	2.00
	0.2912	0.291	0.0002	0.0051	2.00
350	0.0000	0.000	0.0000	0.0050	2.00
	0.6448	0.638	0.0068	0.0055	2.00

REPORT OF CALIBRATION

Certificate No. : SP22-007

Page 5 of 5

Wavelength Accuracy :

CRMs Values (nm.)	UUC Reading (nm.)	Correction (nm.)	Uncertainty (nm.)	Coverage factor <i>k</i>
241.54	240.8	0.74	0.18	2.00
279.40	278.5	0.90	0.18	2.00
288.70	288.0	0.70	0.18	2.00
334.22	333.5	0.72	0.18	2.00
361.26	360.5	0.76	0.18	2.00
418.48	418.0	0.48	0.18	2.00
446.70	446.0	0.70	0.18	2.00
453.20	453.0	0.20	0.18	2.00
460.06	459.5	0.56	0.18	2.00
536.90	536.0	0.90	0.18	2.00
637.94	637.2	0.74	0.18	2.00
440.74	440.0	0.74	0.18	2.00
472.22	471.6	0.62	0.18	2.00
513.70	513.0	0.70	0.18	2.00
528.72	528.0	0.72	0.18	2.00
574.60	573.8	0.80	0.18	2.00
585.48	584.6	0.88	0.20	2.00
684.63	684.0	0.63	0.18	2.00
740.27	739.8	0.47	0.20	2.00
748.28	747.8	0.48	0.18	2.00
807.16	806.4	0.76	0.18	2.00
879.70	878.8	0.90	0.18	2.00

Remark : - UUC = Unit Under Calibration

- N/A = Not Available

- The result expanded uncertainty of measurement U is stated as the standard uncertainty of measurement multiplied by the coverage factor k ,

which for a normal distribution corresponds to a coverage probability of approximately 95%


- * Indicates non TISI accredited

- End of Certificate -

CERTIFICATE OF CALIBRATION

Certificate No. : SP22-008

Page 1 of 5

Customer : United Analyst and Engineering Consultant Co.,Ltd. (Head Office)**Address :** 3 Soi Udomsuk 41, Sukhumvit Road, Bangchak, Phrakhanong,
Bangkok 10260**Location of calibration :** Laboratory 213**Equipment :** UV-Vis Spectrophotometer**Manufacturer :** Hitachi**Model :** U-2900**Serial No. :** 21E22-009**ID No. :** UAE.WAT.051/2564**Received Date :** 20 January 2022**Calibration Date :** 20 January 2022**Issue Date :** 24 January 2022**Condition Instrument :** Good**Calibrated by :**

(Mr.Tanawut Rittidach)

Technical Manager

Approved by :

(Ms. Chonthicha Sangngern)

Quality Manager

The calibration result is applied only to the above calibrated item and was found accurate as shown on date and place of calibration only.

The measurement capability of the laboratory and its traceability to recognized national standards and to the unit of measurement realized at the corresponding national standards laboratory. This certificate may not be reproduced other than in full except with the prior written approval of the DQE Services Co., Ltd.

REPORT OF CALIBRATION

Certificate No. : SP22-008

Page 2 of 5

Environment Condition : Ambient Temperature 25 ± 5 °CRelative humidity 55 ± 20 %RH**Calibration method :** In-house method CP-01 Based on ASTM E275-08**Certified Reference Materials :**

Material	Serial No.	Certificate No.	Due date
Absorbance Standard set	25760	95935	22 October 2023
Absorbance Standard set	25757	95929	22 October 2023
Wavelength Standard set	25806	95916	22 October 2023
Wavelength Standard set	25758	95915	22 October 2023

Traceability This certification is traceable to the International System of Unit maintained at National -

Institute of Standards and Technology (NIST) through Sarna Scientific Limited

Spectral Band Width of UUC : 1.5 nm.**Scan Speed of UUC :** 200 nm/min**Scan Interval of UUC :** 0.1 nm.**Resolution of UUC :** Photometric 0.001 Abs.

Wavelength 0.1 nm.

REPORT OF CALIBRATION

Certificate No. : SP22-008

Page 3 of 5

Calibration Results : Without adjustment

Photometric Accuracy :

Wavelength (nm.)	CRMs Values (Abs)	UUC Reading (Abs)	Correction (Abs)	Uncertainty (Abs)	Coverage factor <i>k</i>
420	0.0000	0.000	0.0000	0.0028	2.00
	0.5787	0.576	0.0027	0.0031	2.00
	1.0490	1.046	0.0030	0.0029	2.00
	2.1900	2.182	0.0080	0.0075	2.00
440	0.0000	0.000	0.0000	0.0028	2.00
	0.5607	0.559	0.0017	0.0034	2.00
	1.0247	1.023	0.0017	0.0035	2.00
	2.1229	2.116	0.0069	0.0079	2.00
465	0.0000	0.000	0.0000	0.0028	2.00
	0.5236	0.521	0.0026	0.0030	2.00
	0.9634	0.962	0.0014	0.0029	2.00
	1.9763	1.970	0.0063	0.0070	2.00
546.1	0.0000	0.000	0.0000	0.0028	2.00
	0.5191	0.519	0.0001	0.0031	2.00
	1.0003	0.999	0.0013	0.0033	2.00
	1.9987	1.992	0.0067	0.0084	2.00
590	0.0000	0.000	0.0000	0.0028	2.00
	0.5523	0.552	0.0003	0.0030	2.00
	1.0809	1.080	0.0009	0.0030	2.00
	2.0391	2.031	0.0081	0.0079	2.00
635	0.0000	0.000	0.0000	0.0028	2.00
	0.5601	0.560	0.0001	0.0031	2.00
	1.0512	1.052	-0.0008	0.0030	2.00
	1.9294	1.922	0.0074	0.0079	2.00

REPORT OF CALIBRATION

Certificate No. : SP22-008

Page 4 of 5

Photometric Accuracy :

Wavelength (nm.)	CRMs Values (Abs)	UUC Reading (Abs)	Correction (Abs)	Uncertainty (Abs)	Coverage factor <i>k</i>
235	0.0000	0.000	0.0000	0.0050	2.00
	0.7478	0.747	0.0008	0.0057	2.00
257	0.0000	0.000	0.0000	0.0050	2.00
	0.8686	0.865	0.0036	0.0059	2.00
313	0.0000	0.000	0.0000	0.0050	2.00
	0.2912	0.290	0.0012	0.0051	2.00
350	0.0000	0.000	0.0000	0.0050	2.00
	0.6448	0.640	0.0048	0.0055	2.00

REPORT OF CALIBRATION

Certificate No. : SP22-008

Page 5 of 5

Wavelength Accuracy :

CRMs Values (nm.)	UUC Reading (nm.)	Correction (nm.)	Uncertainty (nm.)	Coverage factor <i>k</i>
241.72	241.0	0.72	0.18	2.00
279.45	279.0	0.45	0.18	2.00
287.81	287.0	0.81	0.18	2.00
334.06	333.5	0.56	0.18	2.00
360.93	360.0	0.93	0.18	2.00
418.59	418.0	0.59	0.18	2.00
445.94	445.5	0.44	0.18	2.00
453.66	453.0	0.66	0.18	2.00
460.02	459.5	0.52	0.18	2.00
536.59	536.0	0.59	0.18	2.00
637.98	637.5	0.48	0.18	2.00
431.38	431.0	0.38	0.18	2.00
472.50	472.0	0.50	0.18	2.00
513.47	513.0	0.47	0.18	2.00
528.88	528.5	0.38	0.18	2.00
573.17	573.0	0.17	0.18	2.00
585.35	585.0	0.35	0.20	2.00
684.40	684.0	0.40	0.18	2.00
740.72	740.5	0.22	0.20	2.00
748.55	748.5	0.05	0.18	2.00
807.03	807.0	0.03	0.18	2.00
879.28	879.5	-0.22	0.18	2.00

Remark : - UUC = Unit Under Calibration

- N/A = Not Available

- The result expanded uncertainty of measurement U is stated as the standard uncertainty of measurement multiplied by the coverage factor k ,

which for a normal distribution corresponds to a coverage probability of approximately 95%

- * Indicates non TISI accredited

- End of Certificate -



TECHNOLOGY PROMOTION ASSOCIATION (THAILAND-JAPAN)
CORPORATE SERVICES 3: EQUIPMENT CALIBRATION AND TESTING SERVICES
534/4 PATTANAKARN ROAD SOI 18, SUANLUANG, SUANLUANG BANGKOK 10250
TEL. 0-2717-3000-27 FAX. 0-2719-9484



Cert. No.: 21TM1874

Page.: 1 of 3

Certificate of Calibration

Equipment : Incubator

Manufacturer : Memmert

Model : IPP 260

Serial No. : V616.0066

ID No. : UAE.MIC.032/2559

Submitted by : United Analyst and Engineering Consultant Co.,Ltd.
3 Soi Udomsuk 41, Sukhumvit Road,
Bangchak, Phrakhanong,
Bangkok 10260

Location : Microbiology Laboratory (302)


Received Order : 28 October 2021

Calibration Date : 28 - 29 October 2021

Ambient Temperature : (26 ± 10) °C

Relative Humidity : (50 ± 30) %

Calibrated by : Kunchit Promprat

Approved by : 
Approved Signatory

(/) Pornthippa Tameyakul

(/) Malee Butkruea

() Suwit Imjai

Issue Date : 4 November 2021

The Uncertainties are for a confidence probability of approximately 95 %

This certificate may not be reproduced other than in full, except with the prior written
Approval of the head of Corporate Services 3 : Equipment Calibration and Testing Services.

เอกสารไม่ควบคุม
0004018



Equipment : Incubator
Condition As-Received : Used Item
Reference : 2110-0698OC-1

Cert. No.: 21TM1874

Page.: 2 of 3

Procedure Used :-

Calibration were conducted using calibration procedure CP-OT02 according to direct measurement method with Data Acquisition which connected with Resistance Temperature Detector (RTD).

The temperature scale used was based on ITS-90.

Condition of this result of calibration

1. Reference standard instrument:-

Instrument	Model	Serial No.	Cert. No.	Due Date
1) Data Acquisition	34970A	MY44067817	21LM10	20 Jul 2022

2. This certificate is valid only to the item calibrated on date and place of calibration.

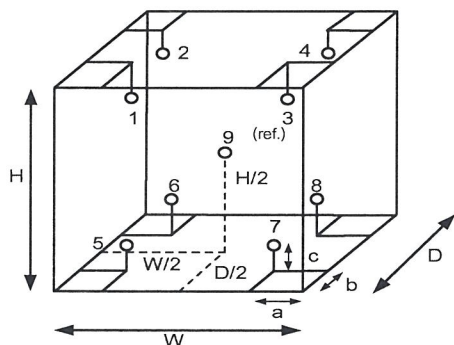
3. This certification is traceable to the International System of Unit.

Result of Calibration :- (*) Without Adjustment

Function of UUC* : Temperature Source

Fresh air setting : Not Available

Environment during calibration		
	Beginning	Finished
Temp. (°C)	22	22
REL.Humid. (%)	59	60
AC Supply (Volt)	226	226



Position :	Ref. Std. ID No.:
1	15RTD2/11
2	15RTD2/12
3	15RTD2/13
4	15RTD2/14
5	15RTD2/15
6	15RTD2/20
7	15RTD2/17
8	15RTD2/18
9 (ref.)	15RTD2/19

Probe Installation Details :

a = 5.0 cm
b = 5.0 cm
c = 5.0 cm

Dimension of Chamber :

D = 0.50 m
W = 0.64 m
H = 0.80 m
Capacity = 0.26 m³

Malu.

เอกสารไม่ควบคุม



Equipment : Incubator
Condition As-Received : Used Item
Reference : 2110-0698OC-1

Cert. No.: 21TM1874

Page.: 3 of 3

Result of Calibration :- (*) Without Adjustment

Function of UUC* : Temperature Source

Fresh air setting : Not Available

Calibration Point (°C)	UUC* Setting (°C)	UUC* Reading (°C)	Temperature stability (± °C)	Temperature uniformity (°C)	Overall Variation (°C)	Uncertainty (± °C)	Coverage Factor <i>k</i>
25.0	25.0	24.5	0.053	0.25	0.42	0.30	2
35.0	35.0	35.0	0.029	0.43	0.75	0.30	2

Calibration Point (°C)	Measured Temperature (°C)								
	Position								
	1	2	3	4	5	6	7	8	9 (ref.)
25.0	25.007	24.986	24.943	24.894	24.653	24.806	24.672	24.694	24.786
35.0	35.340	35.384	35.336	35.307	34.680	35.120	34.813	34.996	35.088

Average* : The average of 30 values in each position.

Temperature stability : One-half of the greatest maximum difference of measured temperature at any one sensor.

Temperature uniformity : The maximum difference of measured temperatures at any sensors and the measured temperature at the reference location which are observed at the same time or at as close an observation time as possible to determine the temperature pattern or homogeneity within the chamber under steady-state conditions.

Overall Variation : The Difference of the maximum and minimum measured temperatures throughout observation.

UUC* : Unit Under Calibration

Note : The reported uncertainty of measurement was included stability and excluded uniformity .

The reported uncertainty of measurement was based on a standard uncertainty multiplied by a coverage factor *k*, providing a level of confidence of approximately 95 %.

-o0o-

Malu .

เอกสารไม่ควบคุม



TECHNOLOGY PROMOTION ASSOCIATION (THAILAND-JAPAN)
CORPORATE SERVICES 3: EQUIPMENT CALIBRATION AND TESTING SERVICES
534/4 PATTANAKARN ROAD SOI 18, SUANLUANG, SUANLUANG BANGKOK 10250
TEL. 0-2717-3000-27 FAX. 0-2719-9484



Cert. No.: 22TM563

Page.: 1 of 3

Certificate of Calibration

Equipment : Incubator

Manufacturer : Memmert

Model : IPP 260

Serial No. : V615.0187

ID No. : UAE.MIC.003/2559

Submitted by : United Analyst and Engineering Consultant Co.,Ltd.
3 Soi Udomsuk 41, Sukhumvit Road,
Bangchak, Phrakhanong,
Bangkok 10260

Location : Microbiology Laboratory

Received Order : 7 April 2022

Calibration Date : 7 April 2022

Ambient Temperature : (26 ± 10) °C

Relative Humidity : (50 ± 30) %

Calibrated by : Prawit Sodavitchit

Approved by :

Approved Signatory

- () Pornthippa Tameyakul
(✓) Malee Butkruea
() Suwit Imjai

Issue Date : 18 April 2022

The Uncertainties are for a confidence probability of approximately 95%

This certificate may not be reproduced other than in full, except with the prior written
Approval of the head of Corporate Services 3 : Equipment Calibration and Testing Services.

เอกสารไม่ควบคุม

A 0040248



Equipment : Incubator
Condition As-Received : Used Item
Reference : 2204-0016OC-1

Cert. No.: 22TM563

Page.: 2 of 3

Procedure Used :-

Calibration were conducted using calibration procedure CP-OT02 according to direct measurement method with Data Acquisition which connected with Resistance Temperature Detector (RTD).

The temperature scale used was based on ITS-90.

Condition of this result of calibration

1. Reference standard instrument:-

<u>Instrument</u>	<u>Model</u>	<u>Serial No.</u>	<u>Cert. No.</u>	<u>Due Date</u>
1) Data Acquisition	34970A	MY44067817	21LM10	20 Jul 2022

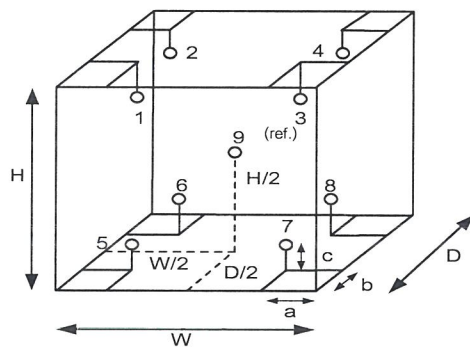
2. This certificate is valid only to the item calibrated on date and place of calibration.

3. This certification is traceable to the International System of Unit.

Result of Calibration :- (*) Without Adjustment

Function of UUC* : Temperature Source

Fresh air setting : Close



Environment during calibration		
	Beginning	Finished
Temp. (°C)	26	26
REL.Humid. (%)	60	62
AC Supply (Volt)	220	220

Probe Installation Details :

a = 5.0 cm
b = 5.0 cm
c = 5.0 cm

Dimension of Chamber :

D = 0.50 m
W = 0.64 m
H = 0.80 m
Capacity = 0.26 m³

Position :	Ref. Std. ID No.:
1	15RTD2/11
2	15RTD2/12
3	15RTD2/13
4	15RTD2/14
5	15RTD2/15
6	15RTD2/16
7	15RTD2/17
8	15RTD2/18
9 (ref.)	15RTD2/19

Malu .

เอกสารไม่ควบคุม

a 1104310



Equipment : Incubator
Condition As-Received : Used Item
Reference : 2204-0016OC-1
Result of Calibration :- (*) Without Adjustment
Function of UUC* : Temperature Source
Fresh air setting : Close

Cert. No.: 22TM563

Page.: 3 of 3

Calibration Point (°C)	UUC* Setting (°C)	UUC* Reading (°C)	Temperature stability (± °C)	Temperature uniformity (°C)	Overall Variation (°C)	Uncertainty (± °C)	Coverage Factor <i>k</i>
35.0	35.0	35.0	0.12	0.53	0.79	0.30	2

Calibration Point (°C)	Measured Temperature (°C)								
	Position								
	1	2	3	4	5	6	7	8	9 (ref.)
35.0	35.170	35.167	34.938	34.844	34.816	34.854	34.584	34.730	34.780

Average* : The average of 30 values in each position.

Temperature stability : One-half of the greatest maximum difference of measured temperature at any one sensor.

Temperature uniformity : The maximum difference of measured temperatures at any sensors and the measured temperature at the reference location which are observed at the same time or at as close an observation time as possible to determine the temperature pattern or homogeneity within the chamber under steady-state conditions.

Overall Variation : The Difference of the maximum and minimum measured temperatures throughout observation.

UUC* : Unit Under Calibration

Note : The reported uncertainty of measurement was included stability and excluded uniformity .

The reported uncertainty of measurement was based on a standard uncertainty multiplied by a coverage factor *k*, providing a level of confidence of approximately 95 %.

-o0o-

Malu.

เอกสารไม่ควบคุม

a 1104309



TECHNOLOGY PROMOTION ASSOCIATION (THAILAND-JAPAN)
CORPORATE SERVICES 3: EQUIPMENT CALIBRATION AND TESTING SERVICES
534/4 PATTANAKARN ROAD SOI 18, SUANLUANG, SUANLUANG BANGKOK 10250
TEL. 0-2717-3000-27 FAX. 0-2719-9484



Cert. No.: 22TM335
Page.: 1 of 3

Certificate of Calibration

Equipment : Incubator

Manufacturer : Binder

Model : BD 53 E2

Serial No. : 13-07343

ID No. : UAE.MIC.005/2558

Submitted by : United Analyst and Engineering Consultant Co.,Ltd.
3 Soi Udomsuk 41, Sukhumvit Road,
Bangchak, Phrakhanong,
Bangkok 10260

Location : Microbiology Laboratory

Received Order : 17 February 2022
Calibration Date : 17 February 2022
Ambient Temperature : (26 ± 10) °C
Relative Humidity : (50 ± 30) %

Calibrated by : Suwit Imjai

Approved by :

Approved Signatory

() Pornthippa Tameyakul
(☒) Malee Butkruea

Issue Date : 22 February 2022

The Uncertainties are for a confidence probability of approximately 95%

This certificate may not be reproduced other than in full, except with the prior written
Approval of the head of Corporate Services 3 : Equipment Calibration and Testing Services.

เอกสารไม่ควบคุม

A 0038093



Equipment : Incubator
Condition As-Received : Used Item
Reference : 2202-0444OC-2

Cert. No.: 22TM335

Page.: 2 of 3

Procedure Used :-

Calibration were conducted using calibration procedure CP-OT02 according to direct measurement method with Data Acquisition which connected with Resistance Temperature Detector (RTD).

The temperature scale used was based on ITS-90.

Condition of this result of calibration

1. Reference standard instrument:-

<u>Instrument</u>	<u>Model</u>	<u>Serial No.</u>	<u>Cert. No.</u>	<u>Due Date</u>
1) Data Acquisition	34970A	MY44067817	21LM10	20 Jul 2022

2. This certificate is valid only to the item calibrated on date and place of calibration.

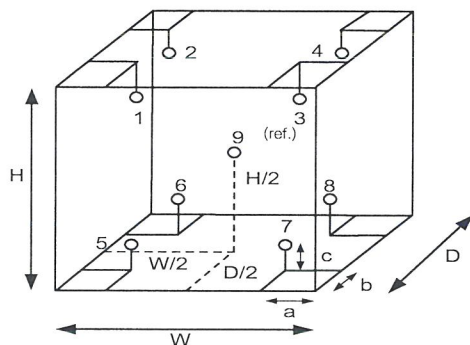
3. This certification is traceable to the International System of Unit.

Result of Calibration :- (*) Without Adjustment

Function of UUC* : Temperature Source

Fresh air setting : Close

Environment during calibration		
	Beginning	Finished
Temp. (°C)	21	22
REL.Humid. (%)	65	62
AC Supply (Volt)	229	230



Probe Installation Details :

Dimension of Chamber :

a =	5.0	cm	D =	0.33	m
b =	5.0	cm	W =	0.40	m
c =	5.0	cm	H =	0.40	m
			Capacity =	0.053	m ³

Position :	Ref. Std. ID No.:
1	15RTD2/11
2	15RTD2/12
3	15RTD2/13
4	15RTD2/14
5	15RTD2/15
6	15RTD2/16
7	15RTD2/17
8	15RTD2/18
9 (ref.)	15RTD2/19

เอกสารไม่ควบคุม



Equipment : Incubator
Condition As-Received : Used Item
Reference : 2202-0444OC-2
Result of Calibration :- (*) Without Adjustment
Function of UUC* : Temperature Source
Fresh air setting : Close

Cert. No.: 22TM335

Page.: 3 of 3

Calibration Point (°C)	UUC* Setting (°C)	UUC* Reading (°C)	Temperature stability (± °C)	Temperature uniformity (°C)	Overall Variation (°C)	Uncertainty (± °C)	Coverage Factor <i>k</i>
35.0	34.9	34.9	0.024	0.47	0.70	0.30	2

Calibration Point (°C)	Measured Temperature (°C)								
	Position								
	1	2	3	4	5	6	7	8	9 (ref.)
35.0	35.184	35.333	35.121	35.141	34.725	34.969	34.665	34.726	34.897

Average* : The average of 30 values in each position.

Temperature stability : One-half of the greatest maximum difference of measured temperature at any one sensor.

Temperature uniformity : The maximum difference of measured temperatures at any sensors and the measured temperature at the reference location which are observed at the same time or at as close an observation time as possible to determine the temperature pattern or homogeneity within the chamber under steady-state conditions.

Overall Variation : The Difference of the maximum and minimum measured temperatures throughout observation.

UUC* : Unit Under Calibration

Note : The reported uncertainty of measurement was included stability and excluded uniformity .

The reported uncertainty of measurement was based on a standard uncertainty multiplied by a coverage factor *k*, providing a level of confidence of approximately 95 %.

-o0o-

Malu.

เอกสารไม่ควบคุม

a 1096058



TECHNOLOGY PROMOTION ASSOCIATION (THAILAND-JAPAN)
CORPORATE SERVICES 3: EQUIPMENT CALIBRATION AND TESTING SERVICES
534/4 PATTANAKARN ROAD SOI 18, SUANLUANG, SUANLUANG BANGKOK 10250
TEL. 0-2717-3000-27 FAX. 0-2719-9484



Cert. No.: 21TM1358

Page.: 1 of 3

Certificate of Calibration

Equipment : Incubator

Manufacturer : Memmert

Model : BE 400

Serial No. : e402.1032

ID No. : UAE.MIC.001/2546

Submitted by : United Analyst and Engineering Consultant Co.,Ltd.
3 Soi Udomsuk 41, Sukhumvit Road,
Bangchak, Phrakhanong,
Bangkok 10260

Location : Microbiology Laboratory

Received Order : 14 July 2021

Calibration Date : 15 July 2021

Ambient Temperature : (26 ± 10) °C

Relative Humidity : (50 ± 30) %

Calibrated by : Preecha Hlahib

Approved by :

Malee

Approved Signatory

- () Pornthippa Tameyakul
(✓) Malee Butkruea
() Suwit Imjai

Issue Date : 20 July 2021

The Uncertainties are for a confidence probability of approximately 95%

This certificate may not be reproduced other than in full, except with the prior written
Approval of the head of Corporate Services 3 : Equipment Calibration and Testing Services.

เอกสารไม่ควบคุม



Equipment : Incubator
Condition As-Received : Used Item
Reference : 2107-0318OC-2

Cert. No.: 21TM1358

Page.: 2 of 3

Procedure Used :-

Calibration were conducted using calibration procedure CP-OT02 according to direct measurement method with Data Acquisition which connected with Resistance Temperature Detector (RTD).

The temperature scale used was based on ITS-90.

Condition of this result of calibration

1. Reference standard instrument:-

Instrument	Model	Serial No.	Cert. No.	Due Date
1) Data Acquisition	34972A	MY57013823	21LM3	26 Feb 2022

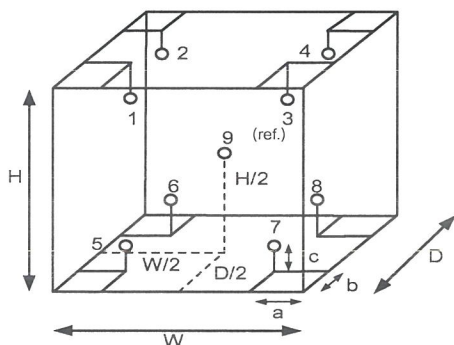
2. This certificate is valid only to the item calibrated on date and place of calibration.

3. This certification is traceable to the International System of Unit.

Result of Calibration :- (*) Without Adjustment

Function of UUC* : Temperature Source

Fresh air setting : Close



Probe Installation Details :

a = 5.0 cm
b = 5.0 cm
c = 5.0 cm

Dimension of Chamber :

D = 0.40 m
W = 0.33 m
H = 0.40 m
Capacity = 0.053 m³

Environment during calibration

	Beginning	Finished
Temp. (°C)	25	25
REL.Humid. (%)	54	60
AC Supply (Volt)	220	221

Position :	Ref. Std. ID No.:
1	21-17RTD-01
2	21-17RTD-02
3	17RTD-03
4	17RTD-04
5	17RTD-05
6	17RTD-06
7	17RTD-07
8	17RTD-08
9 (ref.)	17RTD-09

เอกสารไม่ควบคุม



Equipment : Incubator
Condition As-Received : Used Item
Reference : 2107-0318OC-2
Result of Calibration :- (*) Without Adjustment
Function of UUC* : Temperature Source

Cert. No.: 21TM1358
Page.: 3 of 3

Calibration Point (°C)	UUC* Setting (°C)	UUC* Reading (°C)	Temperature stability (± °C)	Temperature uniformity (°C)	Overall Variation (°C)	Uncertainty (± °C)	Coverage Factor <i>k</i>
56.0	57.1	57.1	0.23	0.88	1.4	0.42	2

Calibration Point (°C)	Measured Temperature (°C)								
	Position								
	1	2	3	4	5	6	7	8	9 (ref.)
56.0	56.743	56.530	56.340	56.453	55.653	56.192	55.439	55.878	56.243

Average* : The average of 30 values in each position.

Temperature stability : One-half of the greatest maximum difference of measured temperature at any one sensor.

Temperature uniformity : The maximum difference of measured temperatures at any sensors and the measured temperature at the reference location which are observed at the same time or at as close an observation time as possible to determine the temperature pattern or homogeneity within the chamber under steady-state conditions.

Overall Variation : The Difference of the maximum and minimum measured temperatures throughout observation.

UUC* : Unit Under Calibration

Note : The reported uncertainty of measurement was included stability and excluded uniformity .

The reported uncertainty of measurement was based on a standard uncertainty multiplied by a coverage factor *k*, providing a level of confidence of approximately 95 %.

-o0o-



TECHNOLOGY PROMOTION ASSOCIATION (THAILAND-JAPAN)
CORPORATE SERVICES 3: EQUIPMENT CALIBRATION AND TESTING SERVICES
534/4 PATTANAKARN ROAD SOI 18, SUANLUANG, SUANLUANG BANGKOK 10250
TEL. 0-2717-3000-27 FAX. 0-2719-9484



Cert. No.: 22TM334

Page.: 1 of 3

Certificate of Calibration

Equipment : Water Bath

Manufacturer : Memmert

Model : WNE 14

Serial No. : L416.0612

ID No. : UAE.MIC.003/2560

Submitted by : United Analyst and Engineering Consultant Co.,Ltd.
3 Soi Udomsuk 41, Sukhumvit Road,
Bangchak, Phrakhanong,
Bangkok 10260

Location : Microbiology Laboratory

Received Order : 17 February 2022

Calibration Date : 17 February 2022

Ambient Temperature : (26 ± 10) °C

Relative Humidity : (50 ± 30) %

Calibrated by : Suwit Imjai

Approved by :

Malee

Approved Signatory

(/) Pornthippa Tameyakul

(/) Malee Butkruea

Issue Date :

22 February 2022

The Uncertainties are for a confidence probability of approximately 95%

This certificate may not be reproduced other than in full, except with the prior written
Approval of the head of Corporate Services 3 : Equipment Calibration and Testing Services.

เอกสารไม่ควบคุม

A 0038095



Equipment : Water Bath
Condition As-Received : Used Item
Reference : 2202-0444OC-4

Cert. No.: 22TM334

Page.: 2 of 3

Procedure Used :-

Calibration were conducted using in-house calibration procedure CP-OT04 according to direct measurement method with Data Acquisition which connected with Industrial Platinum Resistance Thermometer (IPRT).

The temperature scale used was based on ITS-90.

Condition of this result of calibration

1. Reference standard instrument:-

<u>Instrument</u>	<u>Model</u>	<u>Serial No.</u>	<u>Cert. No.</u>	<u>Due Date</u>
1) Data Acquisition	34970A	MY44067817	21LM10	20 Jul 2022

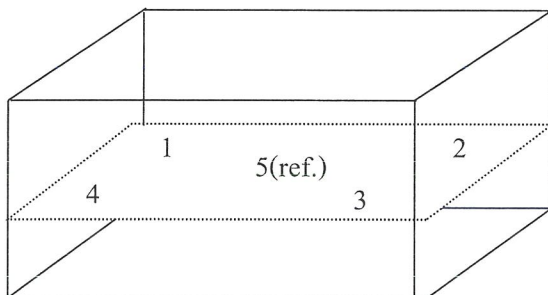
2. This certificate is valid only to the item calibrated on date and place of calibration.

3. This certification is traceable to the International System of Unit.

Result of Calibration :- (*) Without Adjustment

Function of UUC* : Temperature Source

	Environmental		AC Voltage Supply
	(°C)	(%R.H.)	(Volt)
Beginning of Calibration	21	65	229
Finished of Calibration	22	57	230



Front

Position :	Ref. Std. ID No.:
1	70RC143
2	70RC144
3	70RC145
4	70RC146
5(ref.)	70RC147

เอกสารไม่ควบคุม

a 1096055



Equipment : Water Bath
Condition As-Received : Used Item
Reference : 2202-0444OC-4
Result of Calibration :- (*) Without Adjustment
Function of UUC* : Temperature Source

Cert. No.: 22TM334

Page.: 3 of 3

Calibration point (°C)	UUC* Setting (°C)	UUC* Reading (°C)	Average* Standard Reading (°C)				
			Position				
			1	2	3	4	5 (ref.)
44.5	44.5	44.5	44.572	44.514	44.507	44.530	44.565

Calibration point (°C)	Uniformity (°C)	Stability (± °C)	Uncertainty (± °C)	Coverage Factor <i>k</i>
44.5	0.10	0.042	0.15	2

Average* : The average of 30 values in each position.

Uniformity : The maximum difference of measured temperatures at any sensors and the measured temperature at the reference location which are observed at the same time or at as close an observation time as possible to determine the temperature pattern or homogeneity within the chamber under steady-state conditions.

Stability : One-half of the greatest maximum difference of measured temperature at any one probe.

UUC* : Unit Under Calibration

Note : The reported uncertainty of measurement was included stability and excluded uniformity.

The reported uncertainty of measurement was based on a standard uncertainty multiplied by a coverage factor *k*, providing a level of confidence of approximately 95 %.

-o0o-

เอกสารไม่ควบคุม

a 1096054



TECHNOLOGY PROMOTION ASSOCIATION (THAILAND-JAPAN)
CORPORATE SERVICES 3: EQUIPMENT CALIBRATION AND TESTING SERVICES
534/4 PATTANAKARN ROAD SOI 18, SUANLUANG, SUANLUANG BANGKOK 10250
TEL. 0-2717-3000-27 FAX. 0-2719-9484



Cert. No.: 22TM565

Page.: 1 of 3

Certificate of Calibration

Equipment : Water Bath

Manufacturer : Memmert

Model : WNE 14

Serial No. : L414.1407

ID No. : UAE.MIC.006/2558

Submitted by : United Analyst and Engineering Consultant Co.,Ltd.
3 Soi Udomsuk 41, Sukhumvit Road,
Bangchak, Phrakhanong,
Bangkok 10260

Location : Microbiology Laboratory

Received Order : 7 April 2022

Calibration Date : 7 April 2022

Ambient Temperature : (26 ± 10) °C

Relative Humidity : (50 ± 30) %

Calibrated by : Prawit Sodavitchit

Approved by :

Approved Signatory

- () Pornthippa Tameyakul
(✓) Malee Butkruea
() Suwit Imjai

Issue Date : 18 April 2022

The Uncertainties are for a confidence probability of approximately 95%

This certificate may not be reproduced other than in full, except with the prior written
Approval of the head of Corporate Services 3 : Equipment Calibration and Testing Services

เอกสารไม่ควบคุม



Equipment : Water Bath
Condition As-Received : Used Item
Reference : 2204-0016OC-4

Cert. No.: 22TM565

Page.: 2 of 3

Procedure Used :-

Calibration were conducted using in-house calibration procedure CP-OT04 according to direct measurement method with Data Acquisition which connected with Industrial Platinum Resistance Thermometer (IPRT).

The temperature scale used was based on ITS-90.

Condition of this result of calibration

1. Reference standard instrument:-

<u>Instrument</u>	<u>Model</u>	<u>Serial No.</u>	<u>Cert. No.</u>	<u>Due Date</u>
1) Data Acquisition	34970A	MY44067817	21LM10	20 Jul 2022

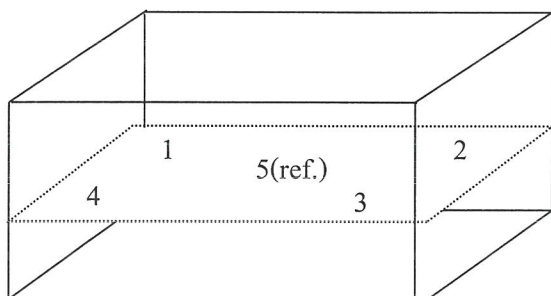
2. This certificate is valid only to the item calibrated on date and place of calibration.

3. This certification is traceable to the International System of Unit.

Result of Calibration :- (*) Without Adjustment

Function of UUC* : Temperature Source

	Environmental		AC Voltage Supply
	(°C)	(%R.H.)	(Volt)
Beginning of Calibration	26	62	220
Finished of Calibration	26	65	220



Front

Position :	Ref. Std. ID No.:
1	70RC143
2	70RC144
3	70RC145
4	70RC146
5(ref.)	70RC147

เอกสารไม่ควบคุม



Equipment : Water Bath
Condition As-Received : Used Item
Reference : 2204-0016OC-4
Result of Calibration :- (*) Without Adjustment
Function of UUC* : Temperature Source

Cert. No.: 22TM565

Page.: 3 of 3

Calibration point (°C)	UUC* Setting (°C)	UUC* Reading (°C)	Average* Standard Reading (°C)				
			Position				
			1	2	3	4	5 (ref.)
44.5	44.5	44.5	44.424	44.409	44.478	44.470	44.581

Calibration point (°C)	Uniformity (°C)	Stability (± °C)	Uncertainty (± °C)	Coverage Factor <i>k</i>
44.5	0.22	0.039	0.15	2

Average* : The average of 30 values in each position.

Uniformity : The maximum difference of measured temperatures at any sensors and the measured temperature at the reference location which are observed at the same time or at as close an observation time as possible to determine the temperature pattern or homogeneity within the chamber under steady-state conditions.

Stability : One-half of the greatest maximum difference of measured temperature at any one probe.

UUC* : Unit Under Calibration

Note : The reported uncertainty of measurement was included stability and excluded uniformity.

The reported uncertainty of measurement was based on a standard uncertainty multiplied by a coverage factor *k*, providing a level of confidence of approximately 95 %.

-o0o-

เอกสารไม่ควบคุม

Mettler-Toledo (Thailand) Ltd.

846/4 - 846/5 Lasalle Rd., Bangna Tai Sub-District

Bangna District, Bangkok 10260

+66 2723 0382

MT-TH.ServiceSupport@mt.com



NSC-TISI-TIS 17025
CALIBRATION 0062

Accuracy Calibration Certificate

Customer

Company: United Analyst and Engineering Consultant Co., Ltd.
Address: 3 Soi Udom Suk 41, Sukhumvit Rd., Bang Chak
City: Phra Khanong Contact: Suwit Chotnok
Zip / Postal: 10260
State / Province: Bangkok
Order Number: 
* 0 3 3 2 4 0 1 4 9 4 *

Weighing Device

Manufacturer: Mettler Toledo Instrument Type: Weighing Instrument
Model: MS603S/01 Asset Number: UAE.MIC.008/2553
Serial No.: B007010311 Terminal Model: N/A
Building: N/A Terminal Serial No.: N/A
Floor: 2 Terminal Asset No.: N/A
Room: Balance Room (206)

Range	Max. Capacity	Readability (d)
1	620 g	0.001 g

Procedure



Calibration Guideline: EURAMET cg-18 v. 4.0 (11/2015)
METTLER TOLEDO Work Instruction: CP/W002/20

This calibration certificate contains measurements for As Found calibration. No As Left calibration was performed because the device was not modified after As Found calibration. Therefore, results for As Left correspond to As Found.

The sensitivity/span of the weighing instrument was adjusted before calibration with a built-in weight.

In accordance with EURAMET cg-18 (11/2015), the test loads were selected to reflect the specific use of the weighing device or to accommodate specific calibration conditions.

	Temperature		Humidity	
As Found	Start: 22.8 °C	End: 23.0 °C	Start: 49.9 %	End: 58.3 %

As Found Calibration Date: 07-Apr-2022 Calibrator: 
As Left Calibration Date: N/A
Issue Date: 08-Apr-2022
Approved Signatory: 
☒ Kassakorn Tassanachaisakul
☐ Santi Jitniyom
☐ Surachet Sukkate

Measurement Results

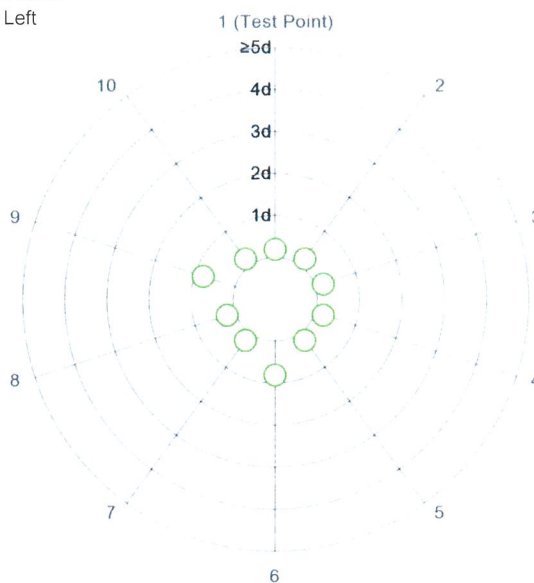
Repeatability

Test Load: 200 g

	As Found	As Left
1	200.001 g	N/A
2	200.001 g	N/A
3	200.001 g	N/A
4	200.001 g	N/A
5	200.001 g	N/A
6	200.000 g	N/A
7	200.001 g	N/A
8	200.001 g	N/A
9	200.000 g	N/A
10	200.001 g	N/A

Standard Deviation	0.0004 g	N/A
--------------------	----------	-----

○ As Found
◆ As Left



The "d" in the graph represents the readability of the range/interval in which the test was performed.

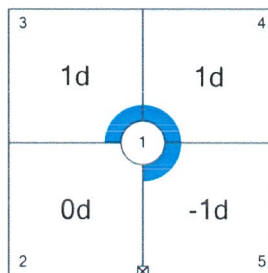
The results of this graph are based upon the absolute values of the differences from the mean value.

Eccentricity

Test Load: 200 g

Position	As Found	As Left
1	200.001 g	N/A
2	200.001 g	N/A
3	200.002 g	N/A
4	200.002 g	N/A
5	200.000 g	N/A

Maximum Deviation	0.001 g	N/A
-------------------	---------	-----



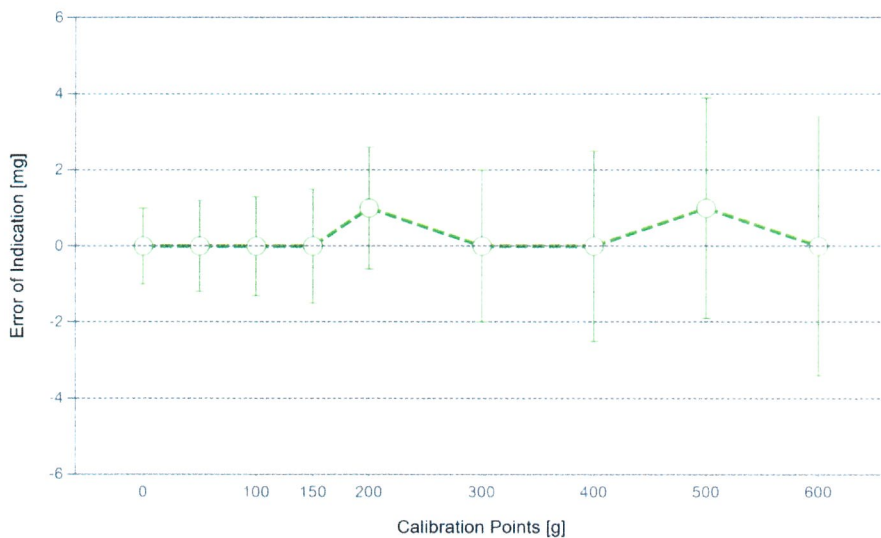
As Found

The "d" in the graph represents the readability of the range/interval in which the test was performed.

Error of Indication

As Found

	Reference Value	Indication	Error of Indication	Expanded Uncertainty	k
1	0.000 g	0.000 g	0.000 g	1.0 mg	2
2	0.500 g	0.500 g	0.000 g	1.2 mg	2
3	1.000 g	1.000 g	0.000 g	1.2 mg	2
4	50.000 g	50.000 g	0.000 g	1.2 mg	2
5	100.000 g	100.000 g	0.000 g	1.3 mg	2
6	150.000 g	150.000 g	0.000 g	1.5 mg	2
7	200.000 g	200.001 g	0.001 g	1.6 mg	2
8	300.001 g	300.001 g	0.000 g	2.0 mg	2
9	400.001 g	400.001 g	0.000 g	2.5 mg	2
10	500.001 g	500.002 g	0.001 g	2.9 mg	2
11	600.001 g	600.001 g	0.000 g	3.4 mg	2



○ As Found

◆ As Left

For improved legibility of the graphics only increasing measurement points are shown and measurement points close to zero are not displayed.

The uncertainty stated is the expanded uncertainty at calibration obtained by multiplying the standard combined uncertainty by the coverage factor k – which can be larger than 2 according to EURAMET cg-18. The value of the measurand lies within the assigned range of values with a probability of approximately 95%.

The user is responsible for maintaining environmental conditions and the settings of the weighing instrument when it was calibrated.

Test Equipment

All weights used for metrological testing are traceable to national or international standards. The weights were calibrated and certified by an accredited calibration laboratory.

Weight Set 1: OIML F1

Weight Set No.:	WS55	Date of Issue:	09-Jul-2021
Certificate Number:	CCM-0137-21-C	Calibration Due Date:	07-Jul-2022

Weight Set 2: OIML E2

Weight Set No.:	WS80	Date of Issue:	23-Feb-2022
Certificate Number:	C208581631	Calibration Due Date:	14-Aug-2023

Thermo Hygrometer

Equipment No.:	IN161	Date of Issue:	14-Jun-2021
Certificate Number:	21H1220	Calibration Due Date:	01-Jun-2022

Remarks

FACT adjustment functionality activated
Equipment condition: Good
Next calibration according to customer's procedure
Calibration data not decide by calibration laboratory

End of Accredited Section

The information below and any attachments to this calibration certificate are not part of the accredited calibration.

Measurement Uncertainty of the Weighing Instrument in Use

Stated is the expanded uncertainty with $k=2$ in use. The formula shall be used for the estimation of the uncertainty under consideration of the errors of indication. The value R represents the net load indication in the unit of measure of the device.

Temperature coefficient for the evaluation of the measurement uncertainty in use: $3.0 \cdot 10^{-6} / K$

Temperature range on site for the evaluation of the measurement uncertainty in use: 3 K

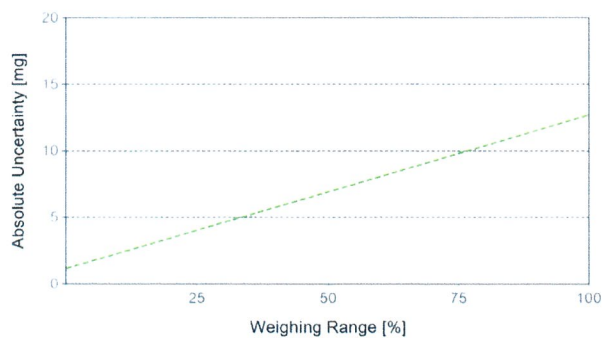
Linearization of Uncertainty Equation

Range			As Found	As Left
	d	Max		
1	0.001 g	620 g	$U_1 = 1.2 \text{ mg} + 0.0186 \text{ mg/g} \cdot R$	N/A

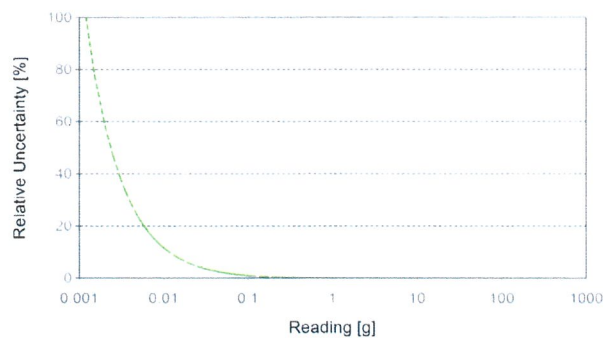
To optimize the stability of the linearization, besides of the zero load only increasing measurement points with a test load of 5% of the measurement range or larger are taken for the calculation of the linear equation.

Absolute and Relative Measurement Uncertainty in Use for Various Net Indications (Examples)

Net Indication	As Found		As Left	
0.062 g	1.2 mg	1.9%	N/A	N/A
0.620 g	1.2 mg	0.20%	N/A	N/A
6.200 g	1.3 mg	0.021%	N/A	N/A
62.000 g	2.4 mg	0.0038%	N/A	N/A
620.000 g	13 mg	0.0021%	N/A	N/A



As Found



As Left



TECHNOLOGY PROMOTION ASSOCIATION (THAILAND-JAPAN)
CORPORATE SERVICES 3: EQUIPMENT CALIBRATION AND TESTING SERVICES
534/4 PATTANAKARN ROAD SOI 18, SUANLUANG, SUANLUANG BANGKOK 10250
TEL. 0-2717-3000-27 FAX. 0-2719-9484



Certificate of Calibration

Cert. No.: 22TM89

Page.: 1 of 3

Equipment : Autoclave

Manufacturer : ALP

Model : CL-40L

Serial No. : 802664

ID No. : UAE.MIC.014/2550

Submitted by : United Analyst and Engineering Consultant Co.,Ltd.
3 Soi Udomsuk 41, Sukhumvit Road,
Bangchak, Phrakhanong,
Bangkok 10260

Location : Air Analysis Unit

Received Order : 17 February 2022

Calibration Date : 17 February 2022

Ambient Temperature : (26 ± 10) °C

Relative Humidity : (50 ± 30) %

Calibrated by : Kunchit Promprat

Approved by : 

Approved Signatory

(☒) Pornthippa Tameyakul
(☒) Malee Butkruea
(☐) Suwit Imjai

Issue Date : 22 February 2022

The Uncertainties are for a confidence probability of approximately 95%

This certificate may not be reproduced other than in full, except with the prior written
Approval of the head of Corporate Services 3 : Equipment Calibration and Testing Services.

เอกสารไม่ควบคุม



Equipment : Autoclave
Condition As-Received : Used Item
Reference : 2202-0444OC-1

Cert. No.: 22TM89
Page.: 2 of 3

Procedure Used :-

Calibration were conducted using in-house calibration procedure CP-OT03 according to direct measurement method with Data Acquisition which connected with Thermocouple Type T

The temperature scale used was based on ITS-90.

Condition of this result of calibration

1. Reference standard instrument:-

<u>Instrument</u>	<u>Model</u>	<u>Serial No.</u>	<u>Cert. No.</u>	<u>Due Date</u>
1) Data Acquisition	34970A	MY44035217	21LM30	23 Dec 2022

2. This certificate is valid only to the item calibrated on date and place of calibration.

3. This certification is traceable to the International System of Unit.

4. This result of calibration covers laboratory autoclaves for the sterilization of goods and material which could be infected with organisms categorized as Hazard Group 1, 2 and 3**

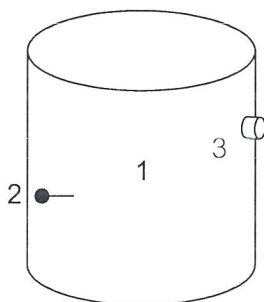
(** = Categorization of pathogens according to hazard and categories of containment, second edition, 1990)

It does not cover autoclaves for use with material infect with organisms in Hazard Group 4, for which complete containment and sterilization of infected condensate is considered to be essential.

This result of calibration does not apply to sterilizers or disinfectors used for medical, dental, pharmaceutical or veterinary purposes which are directly concerned with patient care, or those used for fabrics subjected to sterilization which are required to be dry at the end of cycle.

Result of Calibration :- (*) Without Adjustment

Function of UUC* : Temperature Source



	Environmental		
	(°C)	(%R.H.)	(Volt)
Beginning of Calibration	27	68	226
Finished of Calibration	27	65	226

<u>Position</u>	<u>Description</u>	<u>Ref. Std. ID No.:</u>
1 =	Center of chamber	22-10TC-01
2 =	Temperature sensor	22-10TC-02
3 =	Exhaust port	22-10TC-03

เอกสารไม่ควบคุม



Equipment : Autoclave
Condition As-Received : Used Item
Reference : 2202-0444OC-1

Cert. No.: 22TM89

Page.: 3 of 3

Result of Calibration :- (*) Without Adjustment

Operating parameter Set : Temperature = 122 °C
Sterilization period = 30 minute

UUC* Setting (°C)	UUC* Reading (°C)	Position	Average* Standard Reading (°C)	Stability (± °C)	Pressure Reading (MPa)	Uncertainty (± °C)	Coverage Factor <i>k</i>
122	122	1	122.373	0.32	0.12	1.2	2
		2	122.421				
		3	122.292				

Average* : The average of 30 values in each position.

Stability : One-half of the greatest maximum difference of measured temperature at any one probe.

UUC* : Unit Under Calibration

Note : The reported uncertainty of measurement was included stability and excluded uniformity .

The reported uncertainty of measurement was based on a standard uncertainty multiplied by a coverage factor *k*, providing a level of confidence of approximately 95 %.

-o0o-

เอกสารไม้ควบคุม